

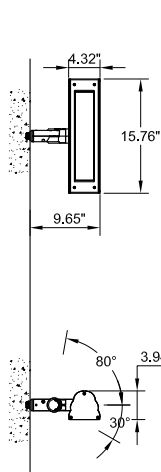
INSTALLATION AND SERVICE MANUAL

LIGMAN
NORTH AMERICA

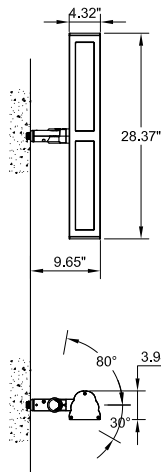
For Installation of KWH 1,2,3 (For Threaded Knuckle Mount and Includes)
Model. UKWH-30001, UKWH-30011, UKWH-30021

Product drawing (dimensions)

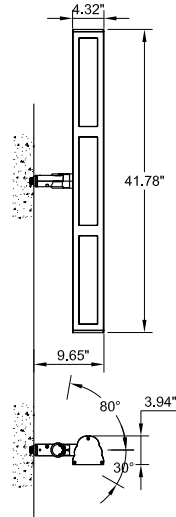
SUITABLE FOR WET LOCATIONS



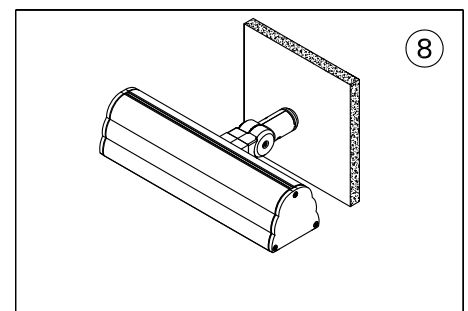
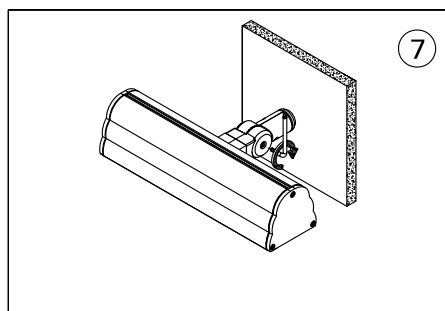
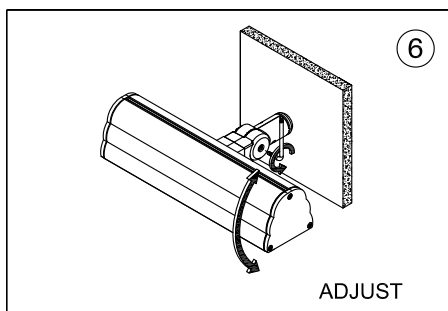
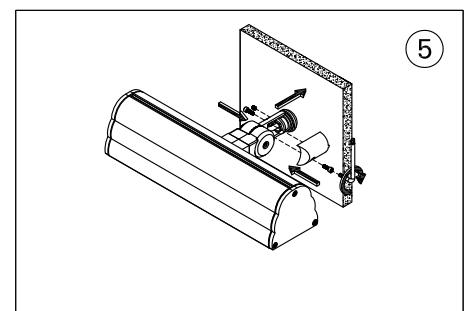
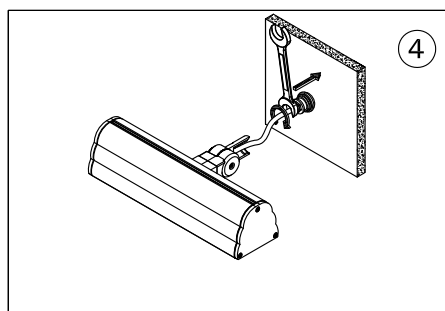
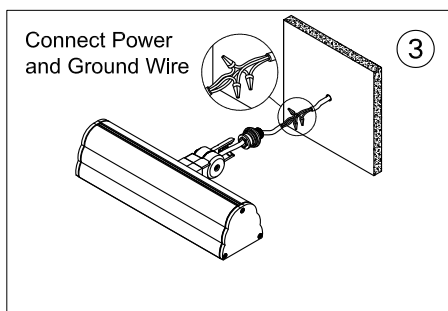
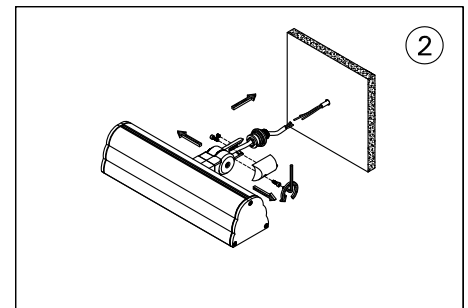
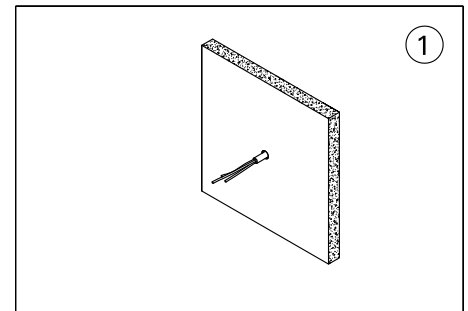
UKWH-30001



UKWH-30011



UKWH-30021



Notice to installer :

1. **WIRING INSTRUCTIONS** Warning : RISK OF FIRE AND ELECTRICAL SHOCK. : FIXTURE MUST BE INSTALLED BY A QUALIFIED ELECTRICIAN ONLY>FIXTURE IS INTENDED FOR INSTALLATION IN ACCORDANCE WITH THE NATIONAL ELECTRICAL CODE, LOCAL AND FEDERAL CODE SPECIFICATIONS. DISCONNECT POWER BEFORE SERVICING.
2. This fixture has a **VOLTAGE SPECIFIC BALLAST**, Check that the supply voltage is the same as the installed ballast voltage.

Ligman Lighting USA

7144 NE Progress Court, Hillsboro
Oregon, 97124, USA
Tel : 503 645 0500 | Fax : 503 645 8100